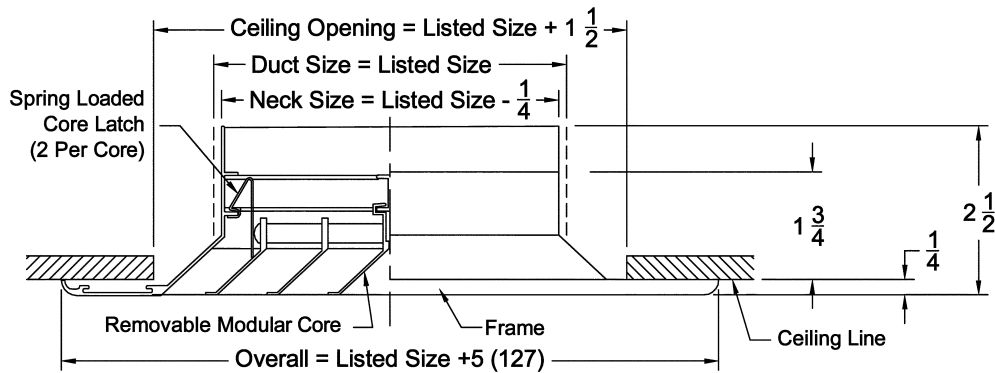





Model MCD-1

Modular Core Surface Mount

Flat Frame • Aluminum Frame and Core



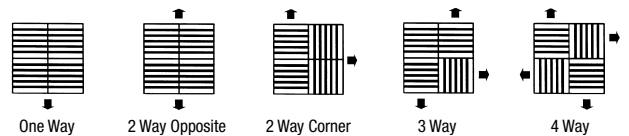
Features:

- Modular cores are removable to accommodate 1-way, 2-way, 3-way and 4-way throw patterns
- Unique spring clip "clicks" into place to ensure positive attachment of cores
- All aluminum frame and core
- Flat Frame (MCD-1)
- Square neck sizes 6"x 6" to 24"x 24" in 2" increments available
- Damper optional
- White paint standard

Available Duct Sizes

6" x 6" through 24" x 24"
in 2" increments

Modular Core Adjustments



Submittal No. _____ Date: _____

Dimensions in inches: _____